


KDS10-PE

Order No.: 1704033

<http://eshop.phoenixcontact.de/phoenix/treeViewClick.do?UID=1704033>

PC terminal block, Nominal current: 76 A, Nom. voltage: 250 V, Pitch: 10 mm, Number of positions: 1, Type of connection: Screw connection, Mounting: Soldering, Conductor/PCB connection direction: 0 °, Color: green-yellow, The article can be aligned to create different nos. of positions!

Commercial data

GTIN (EAN)	 4 017918 023171
sales group	E530
Pack	50 pcs.
Customs tariff	85369010
Catalog page information	Page 329 (CC-2009)

Product notes

WEEE/RoHS-compliant since:
01/01/2003



<http://www.download.phoenixcontact.com>
Please note that the data given here has been taken from the online catalog. For comprehensive information and data, please refer to the user documentation. The General Terms and Conditions of Use apply to Internet downloads.

Technical data

Dimensions / positions

Length	36.8 mm
Pitch	10 mm

Number of positions	1
Pin dimensions	1 x 0,9 mm
Hole diameter	1.4 mm
Screw thread	M4
Tightening torque, min	1.2 Nm
Tightening torque max	1.5 Nm

Technical data

Range of articles	KDS10-PE
Insulating material group	I
Rated surge voltage (III/3)	4 kV
Rated surge voltage (III/2)	4 kV
Rated surge voltage (II/2)	4 kV
Rated voltage (III/3)	250 V
Rated voltage (III/2)	320 V
Rated voltage (II/2)	630 V
Connection in acc. with standard	EN-VDE
Nominal current I_N	76 A
Nominal cross section	16 mm ²
Maximum load current	76 A (with 16 mm ² conductor cross section)
Insulating material	PA
Inflammability class acc. to UL 94	V0
Internal cylindrical gage	B6
Stripping length	12 mm

Connection data

Conductor cross section solid min.	0.5 mm ²
Conductor cross section solid max.	16 mm ²
Conductor cross section stranded min.	0.5 mm ²
Conductor cross section stranded max.	10 mm ²
Conductor cross section stranded, with ferrule without plastic sleeve min.	0.5 mm ²
Conductor cross section stranded, with ferrule without plastic sleeve max.	10 mm ²
Conductor cross section stranded, with ferrule with plastic sleeve min.	0.5 mm ²
Conductor cross section stranded, with ferrule with plastic sleeve max.	10 mm ²

Conductor cross section AWG/kcmil min.	24
Conductor cross section AWG/kcmil max	14
2 conductors with same cross section, solid min.	0.5 mm ²
2 conductors with same cross section, solid max.	4 mm ²
2 conductors with same cross section, stranded min.	0.5 mm ²
2 conductors with same cross section, stranded max.	4 mm ²
2 conductors with same cross section, stranded, ferrules without plastic sleeve, min.	0.5 mm ²
2 conductors with same cross section, stranded, ferrules without plastic sleeve, max.	2.5 mm ²
2 conductors with same cross section, stranded, TWIN ferrules with plastic sleeve, min.	0.5 mm ²
2 conductors with same cross section, stranded, TWIN ferrules with plastic sleeve, max.	6 mm ²
Minimum AWG according to UL/CUL	24
Maximum AWG according to UL/CUL	6

Certificates / Approvals



Certification

CSA, CUL, GL, GOST, UL

Accessories

Item	Designation	Description
------	-------------	-------------

Assembly

1701065	RZ-KDS10	Pitch spacer, raises the pitch by 2.5 mm, interlocks with terminal block of the same shape, color: green
---------	----------	--

Bridges

0203276	FBI 10-10	Fixed bridge, Number of positions: 10, Color: silver
---------	-----------	--

Marking

1053014	ZB10,LGS:FORTL.ZAHLEN	Zack strip, 10-section, printed horizontally: with the numbers, 1-10, 11-20 etc. up to 991-1000, color: white
---------	-----------------------	---

Plug/Adapter

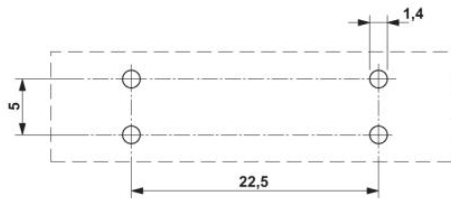
0303299	PSB 4/7/6	Female test connector, Color: silver
---------	-----------	--------------------------------------

Tools

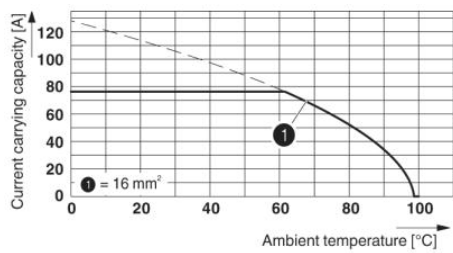
1205066	SZS 1,0X4,0 VDE	Screwdriver, bladed, VDE insulated, size: 1.0 x 4.0 x 100 mm, 2-component grip, with non-slip grip
---------	-----------------	--

Diagrams/Drawings

Drilling plan/solder pad geometry



Diagram



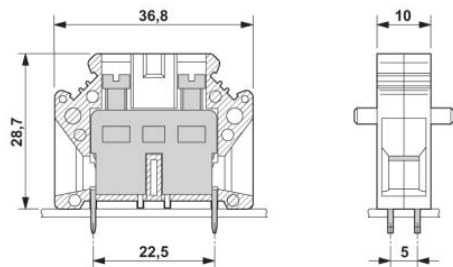
Type: KDS 10

Test following DIN EN 60512-5-2:2003-01

Reduction factor = 1

No. of positions: 5

Dimensioned drawing



KDS10-PE Order No.: 1704033

<http://eshop.phoenixcontact.de/phoenix/treeViewClick.do?UID=1704033>

Address

PHOENIX CONTACT Deutschland GmbH
Flachmarktstr. 8
32825 Blomberg, Germany
Phone +49 5235 3 12000
Fax +49 5235 3 41200
<http://www.phoenixcontact.de>



© 2011 Phoenix Contact
Technical modifications reserved;